

A study of the effect of acid immersion on some physical properties of (Epoxy – MgO) composites

Salma M. Hassan¹, Jinan M. H. Jabir¹, Rifqa A. Salman²

¹Department of Physics, College of Science, University of Baghdad, Iraq

²Department of Physics, College of Science for Women, University of Baghdad

E-mail: Alnaji_Jinan@yahoo.com

Abstract

In this study a polymeric composite material was prepared by hand lay-up technique from epoxy resin as a matrix and magnesium oxide (MgO) as a reinforcement with different weight fraction (5,10,15, and 20)% to resin. Then the prepared samples were immersed under normal condition in H₂SO₄(1 M) solution, for periods ranging up to 10 weeks. The result revealed that the diffusion coefficient decreasing as the concentration of MgO increase. Also we studied Hardness for the prepared samples before and after immersion. The result revealed that the hardness values increase as the concentration of MgO increase, while the hardness for the samples after immersion in H₂SO₄ decreased as compared to those before immersion. In addition, the dielectric strength decreasing by increasing the MgO concentration with time immersion.

Keywords

Polymer composite, Epoxy resin, Dielectric Toughness, Hardness, Immersion.

Article info.

Received: Sep. 2014

Accepted: Jan. 2015

Published: Apr. 2015

دراسة تأثير الغمر بالحامض على بعض الخواص الفيزيائية لمتراكبات (الايبيوكسي - اوكسيد المغنيسيوم)

سلمى محمد حسن¹، جنان محمد حسن جابر¹، رفقة عامر سلمان²

¹قسم الفيزياء، كلية العلوم، جامعة بغداد

²قسم الفيزياء، كلية العلوم للبنات، جامعة بغداد

الخلاصة

تم في هذه الدراسة تحضير مادة متراكبة ذات اساس بوليمري باستخدام تقنية القولية اليدوية وقد حضرت المادة المتراكبة من راتنج الايبوكسي كمادة اساس مدعم بمسحوق اوكسيد المغنيسيوم (MgO) وبكسور وزنية مختلفة (5,10,15 and 20)% ثم غمر النماذج المحضرة بالظروف الاعتيادية بمحلول حامض الكبريتيك (H₂SO₄) وبتراكيز (1M) لفترة تصل الى 10 اسابيع. حيث اظهرت النتائج ان معامل الانتشار يقل بزيادة نسبة دقائق التددعيم المضافة (MgO). وكذلك تم دراسة اختبار الصلادة للنماذج المحضرة قبل وبعد الغمر حيث اظهرت النتائج ان قيم الصلادة تزداد بزيادة الكسور الوزنية لاوكسيد المغنيسيوم كما ان قيم الصلادة للنماذج قبل الغمر تمتلك اعلى قيم مقارنة مع قيم الصلادة بعد الغمر. اما متانة العزل فاطهرت النتائج انها تقل بزيادة كل من الكسور الوزنية المضافة ومدة الغمر.

Introduction

Throughout history, humanity has used composite materials to achieve combinations of properties that could not be achieved with individual materials[1]. A composite is a structural material that consists of two

or more combined constituents that are combined at a macroscopic level and are not soluble in each other. One constituent is called the reinforcing phase and the one in which it is embedded is called the matrix. The reinforcing phase material may be in

the form of fibers, particles, or flakes. The matrix phase materials are generally continuous [2].

Composites area rapidly growing field in polymer science and have attracted a lot of attention in both the academic and industrial communities. The fact that new materials can be developed with good properties in relatively less time and with a minimum investment has encouraged the blending of polymers [3].

Nikhil Gupta et al. studied the effect of filler addition on the mechanical properties of reinforced epoxy. The results show that addition of filler and then mixed with epoxy polymer. The epoxies consist of two parts, resin and hardener which need to be mixed in 3:1 volumes to form the epoxy polymer. Cubic specimens were cut from each sample with dimensions of (10*10*30) mm³. All samples were immersed in chemical solution (H₂SO₄) with normality (N=1) for about 10 weeks at room temperature. Excess water on the surface of the samples was removed before weighting. The samples weighted accuracy 10⁻⁴ g. The weighting process was carried out in a very short time period to minimize the effects of discontinuity in the immersion process. The weight gain percentage (M_t %) was calculated by using the following equation [5].

Increase in weight% = (Wet weight - Reconditioned weight) / Reconditioned weight * 100

$$M_t \% = \frac{W(t) - W_0}{W_0}$$

At temperature well below the glass transition temperature T_g of the conditioned material, solvent absorption of most polymers correlates well with Fick's law. The diffusion coefficient D is independent of moisture concentration, it can be

particles led to the decrease in mechanical properties [4].

Experimental part

Epoxy resin type (Quick mast 105) was used in this research which is a two component preparation of liquid epoxy resin based, with formulated amine hardeners. MgO powder (Riedel - Dehaen AG, particle size 150 μm, purity 99.99, made in Germany) was obtained from the available granite industry. MgO powder were weighted by percent volume (5, 10, 15 and 20)%

calculated from the following equation [6].

$$D = \frac{\pi}{16} \left(\frac{h(M_2 - M_1)}{M_\infty(t_2 - t_1)^{0.5}} \right) \quad (1)$$

Where M_∞ is the equilibrium moisture content (maximum solution content), M₁ is the moisture uptake after t₁, M₂ is the moisture uptake after time t₂ and h is the sample thickness.

The term $\left(\frac{M_2 - M_1}{\sqrt{t_2 - t_1}} \right)$ is the slope of the linear portion of the plot of M against \sqrt{t} [6].

The prepared specimens were tested by (Shore D Hardness tester TH210) before and after immersion to study the effect acidic medium on the hardness of samples.

Results and discussion

Fig.1 represents the change in weight with the immersion time in H₂SO₄ solutions (1M) for pure and epoxy composites, the weight uptake increased linearly with the increase in the immersion time in early stages until maximum content, then the curve shows deviation as a "knee" with increasing the period of immersion for all the samples. This is because the absorbed acid diffuses through the material weakens the cross-links of the

polymers and dissolved the polymer molecules then the samples suffered from weight loss and bubbles appear on the surface of the samples. (the mass loss due to deterioration of the

surface of samples) [7-9]. The effect of acid to decrease the hydrogen bonding between polymer chain which is reflected by plastization of resin [10].

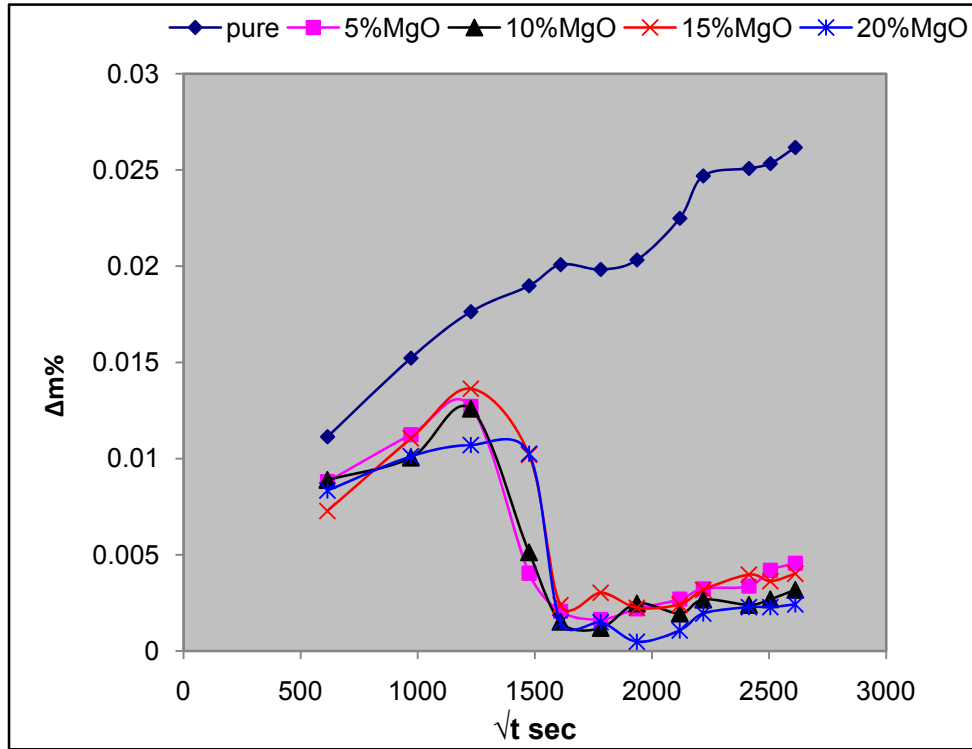


Fig. 1: The change in weight with the immersion time in H₂SO₄ solutions.

The plotted curves of weight gain M_t against the square root of the immersion time for the test sample. Diffusion coefficient was calculated from the relation between weight gain and diffusivity from Eq.(1). The calculated values of diffusivity were listed in Table1 which reveals that the values of diffusion coefficient of the pure epoxy is higher than that of epoxy-MgO composites, and increasing with increasing the MgO content be explained as follows. When the polymeric matrix is viscous and the filler is partially incompatible this leads matrix voids tend to occur at the interface which lead to an increase in free volume of the system, also voids can occur because air gets trapped between layers during the lay-up process [11], but when increased

the MgO content to the 20% the diffusion coefficient decreasing because the MgO particle will in closed these voids.

Table 1: Values of diffusion coefficient for Epoxy-MgO composites at 1M of H₂SO₄ acidic, after 10 weeks from the immersion in acidic media.

MgO wt%	Diffusion coefficient (cm ² /sec) (1M H ₂ SO ₄) x10 ⁻⁸
0	0.2704
5	0.368
10	0.367
15	1.137
20	0.21

In this work we studied the hardness by using the Shore D. The test was used to evaluate the hardness of samples before and after immersion in 1M of H₂SO₄ and with different weight present of MgO. We found the values of hardness was increased with increasing of MgO content, and

decreasing for immersion samples in acidic. This is because the acid attack the surfaces of the samples, and the mass loss due to the deterioration of MgO specimens[12]. Fig. 2 shows the variation of the value of hardness as a function of wt% of MgO in acidic media of H₂SO₄.

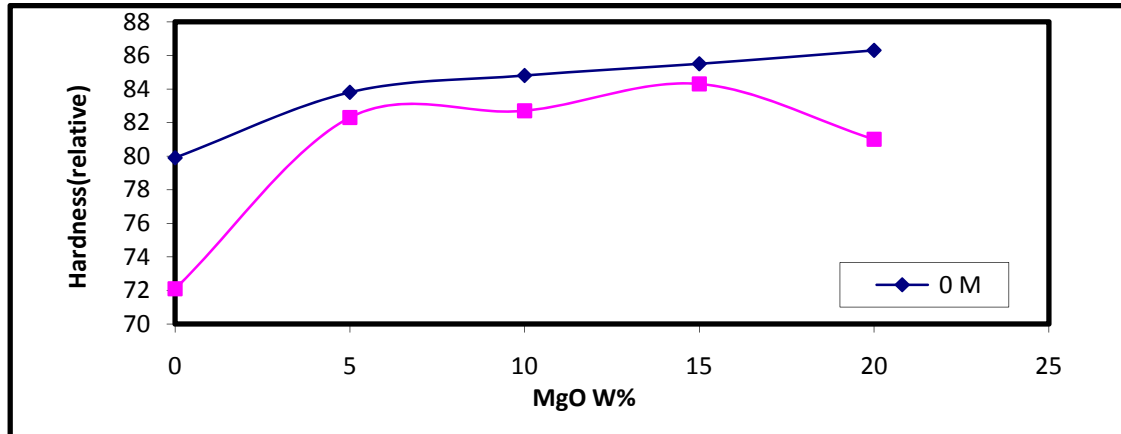


Fig. 2: The variation of hardness of the composite samples as a function of MgO wt%, before and after.

Fig. 3 shows the vibration of dielectric strength as a function of MgO content before and after immersion in H₂SO₄. It may be seen that the dielectric strength was higher for the composite before immersion in acid. The sample with 10% MgO show higher value of dielectric strength, and when increased the MgO the samples reached to the

saturation, that's mean the increased MgO wt. % contractions more than 10% enhanced the conductivity and the MgO particle will make path for current through the sample therefore the dielectric strength decreasing. And with H₂SO₄ is decreasing the dielectric strength and the changed in values was probably stable.

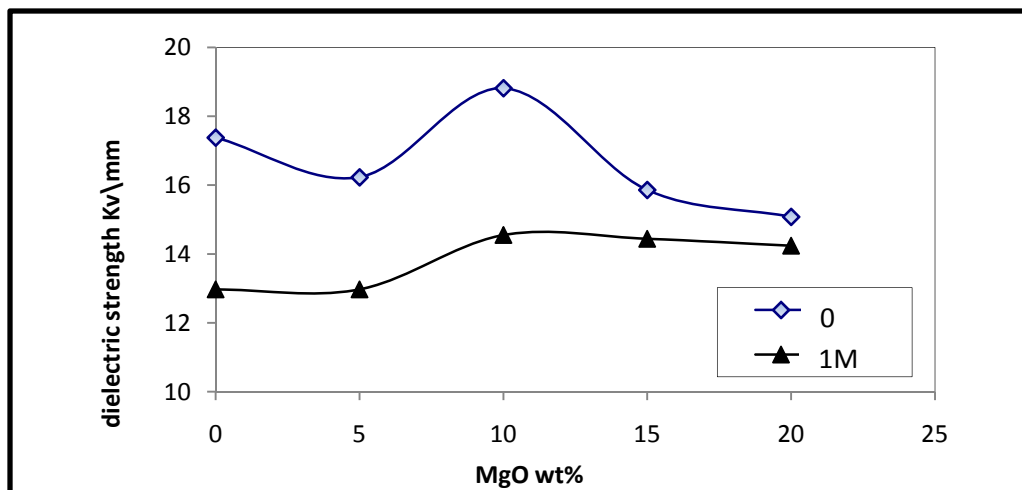


Fig. 3: The variation of dielectric strength as a function of MgO wt.% content.

Conclusions

It is concluded that the diffusion coefficient was increased with increasing in wt.% of MgO, and we found the value of hardness was higher for samples before immersing and it increased by increasing in MgO content. The dielectric strength decreased with immersion acid and increasing in MgO wt.% content.

References

- [1] F.William Hosford, "Mechanical Behavior of Materials" Cambridge University Press (2005).
- [2] K.Autar Kaw, "Mechanics of composite material", 2nd edition, Taylor & Francis Group, LLC. (2006).
- [3] M.Balkees Deya'a, Fawziea M. Hussien and InthahGatiaDway, Eng. & Tech. Journal, 29, 10 (2011) 1971-1978.
- [4] Nikhil Gupta, Bull. Mater. Sci., 24, 2 (2001) 219–223.
- [5] J.Kawakib Majeed, Jinan M. Hasan, Iraqi Journal of Science, 53, 1 (2012) 102-106.
- [6] P. Bonnian, A.R.Bunsell, J.Composite Material, 15 (1981) 272.
- [7] Bouzoubaa Nabil, ACI Material Journal, 1, 101(2004)19-29.
- [8]A.K.Al-Tamimi, M.Sonebi, Journal of Materials in Civil Engineering, 4, 15 (2003) 354-7.
- [9] N. R. Dakshina Murthy, D. Raaseshu, M. V. Seshagiri Rao, Asian Journal of Civil Engineering and Housing, 2, 8 (2007) 203-14.
- [10] R.olsson, J.I warsson, L. Melin, A.Sjogren, J.Solit, composites science and technology ,63, 2 (2003) 199.
- [11] X. J. Xian, Prog.Sci.Engin. Comp,1 (1982) 725.
- [12] P.Murthi, V.sivakumar, Asian Journal of Civil Engineering (Building and Housing), 9, 5 (2008) 473-486.